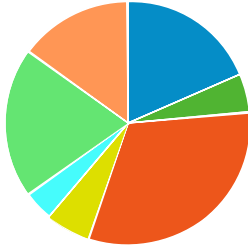




City of Westfield-Demographics

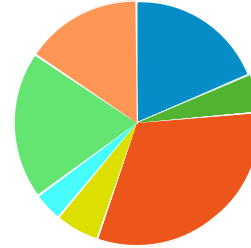
Consumer Expenditures Report (Westfield, Indiana)

Apparel (2021)



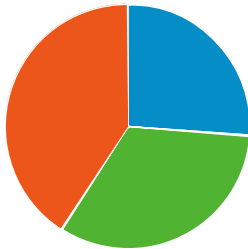
| | \$ PER HOUSEHOLD | TOTAL \$000'S |
|---|------------------|-----------------|
| Total | \$2,728 | \$47,160 |
| Men's Apparel | \$503 | \$8,708 |
| Boys' Apparel | \$141 | \$2,447 |
| Women's Apparel | \$863 | \$14,928 |
| Girls' Apparel | \$160 | \$2,778 |
| Infants Apparel | \$108 | \$1,884 |
| Footwear | \$538 | \$9,308 |
| Apparel Services and Accessories | \$411 | \$7,107 |

Apparel (2026)



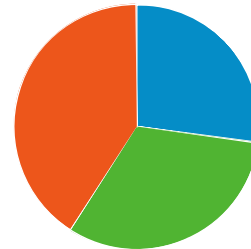
| | \$ PER HOUSEHOLD | TOTAL \$000'S |
|---|------------------|-----------------|
| Total | \$2,799 | \$55,553 |
| Men's Apparel | \$517 | \$10,263 |
| Boys' Apparel | \$143 | \$2,840 |
| Women's Apparel | \$885 | \$17,571 |
| Girls' Apparel | \$163 | \$3,239 |
| Infants Apparel | \$108 | \$2,162 |
| Footwear | \$547 | \$10,858 |
| Apparel Services and Accessories | \$434 | \$8,620 |

Entertainment (2021)



| | \$ PER HOUSEHOLD | TOTAL \$000'S |
|--|------------------|-----------------|
| Total | \$4,412 | \$76,275 |
| Fees And Admissions | \$1,159 | \$20,046 |
| Video And Audio Equipment | \$1,449 | \$25,052 |
| Recreational Equipment And Supplies | \$1,803 | \$31,177 |

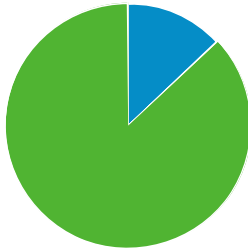
Entertainment (2026)



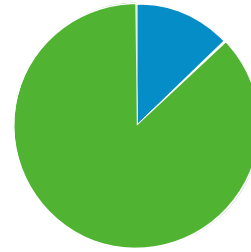
| | \$ PER HOUSEHOLD | TOTAL \$000'S |
|--|------------------|-----------------|
| Total | \$4,535 | \$89,992 |
| Fees And Admissions | \$1,231 | \$24,440 |
| Video And Audio Equipment | \$1,449 | \$28,759 |
| Recreational Equipment And Supplies | \$1,854 | \$36,792 |

Education (2021)

Education (2026)

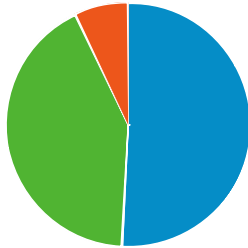


| | \$ PER HOUSEHOLD | TOTAL \$000'S |
|---------------------------|------------------|-----------------|
| Total | \$2,496 | \$43,146 |
| Books And Supplies | \$324 | \$5,605 |
| Tuition | \$2,171 | \$37,541 |



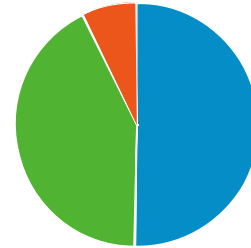
| | \$ PER HOUSEHOLD | TOTAL \$000'S |
|---------------------------|------------------|-----------------|
| Total | \$2,677 | \$53,123 |
| Books And Supplies | \$347 | \$6,899 |
| Tuition | \$2,329 | \$46,224 |

Food and Beverages (2021)



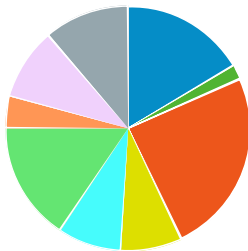
| | \$ PER HOUSEHOLD | TOTAL \$000'S |
|----------------------------|------------------|------------------|
| Total | \$11,068 | \$191,326 |
| Food At Home | \$5,634 | \$97,389 |
| Food Away From Home | \$4,650 | \$80,376 |
| Alcoholic Beverages | \$784 | \$13,560 |

Food and Beverages (2026)



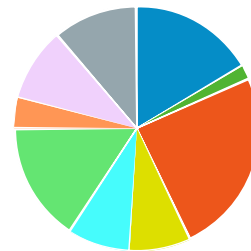
| | \$ PER HOUSEHOLD | TOTAL \$000'S |
|----------------------------|------------------|------------------|
| Total | \$11,193 | \$222,108 |
| Food At Home | \$5,631 | \$111,740 |
| Food Away From Home | \$4,750 | \$94,261 |
| Alcoholic Beverages | \$811 | \$16,107 |

Gifts (2021)



| | \$ PER HOUSEHOLD | TOTAL \$000'S |
|---|------------------|-----------------|
| Total | \$1,974 | \$34,137 |
| Gifts Of Apparel | \$325 | \$5,632 |
| Gifts Of Apparel Accessories | \$38 | \$660 |
| Gifts Of Education | \$482 | \$8,344 |
| Gifts Of Recreation | \$160 | \$2,770 |
| Gifts Of Food And Beverages | \$164 | \$2,841 |
| Gifts Of Household Furnishings And Equipment | \$310 | \$5,368 |
| Gifts Of Household | \$81 | \$1,416 |
| Gifts Of Transportation | \$188 | \$3,266 |
| Gifts Elsewhere Unspecified | \$222 | \$3,840 |

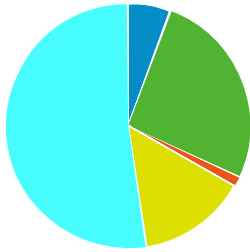
Gifts (2026)



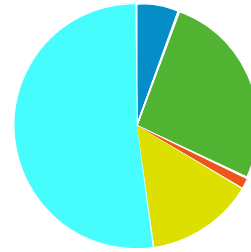
| | \$ PER HOUSEHOLD | TOTAL \$000'S |
|---|------------------|-----------------|
| Total | \$2,088 | \$41,432 |
| Gifts Of Apparel | \$344 | \$6,827 |
| Gifts Of Apparel Accessories | \$40 | \$800 |
| Gifts Of Education | \$509 | \$10,117 |
| Gifts Of Recreation | \$169 | \$3,358 |
| Gifts Of Food And Beverages | \$173 | \$3,443 |
| Gifts Of Household Furnishings And Equipment | \$328 | \$6,518 |
| Gifts Of Household | \$86 | \$1,714 |
| Gifts Of Transportation | \$201 | \$3,995 |
| Gifts Elsewhere Unspecified | \$234 | \$4,659 |

Household Furnishings (2021)

Household Furnishings (2026)



| | \$ PER HOUSEHOLD | TOTAL \$000'S |
|---------------------------------|------------------|-----------------|
| Total | \$2,729 | \$47,187 |
| Household Textiles | \$155 | \$2,692 |
| Furniture | \$715 | \$12,376 |
| Floor Coverings | \$36 | \$634 |
| Major Appliances | \$391 | \$6,776 |
| Housewares And Small Appliances | \$1,429 | \$24,709 |



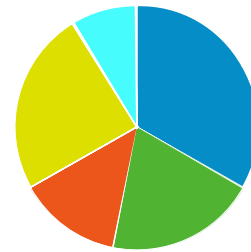
| | \$ PER HOUSEHOLD | TOTAL \$000'S |
|---------------------------------|------------------|-----------------|
| Total | \$2,801 | \$55,588 |
| Household Textiles | \$158 | \$3,141 |
| Furniture | \$741 | \$14,708 |
| Floor Coverings | \$39 | \$776 |
| Major Appliances | \$400 | \$7,949 |
| Housewares And Small Appliances | \$1,462 | \$29,014 |

Shelter (2021)



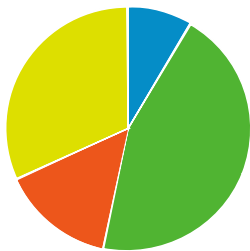
| | \$ PER HOUSEHOLD | TOTAL \$000'S |
|------------------------------------|------------------|------------------|
| Total | \$15,891 | \$274,684 |
| Mortgage Interest | \$5,180 | \$89,539 |
| Property Taxes | \$3,102 | \$53,634 |
| Miscellaneous Owned Dwelling Costs | \$2,138 | \$36,964 |
| Rental Costs | \$4,155 | \$71,836 |
| Other Lodging | \$1,313 | \$22,710 |

Shelter (2026)



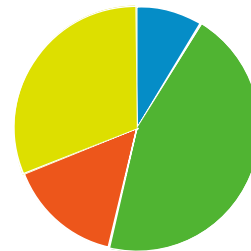
| | \$ PER HOUSEHOLD | TOTAL \$000'S |
|------------------------------------|------------------|------------------|
| Total | \$16,181 | \$321,073 |
| Mortgage Interest | \$5,384 | \$106,830 |
| Property Taxes | \$3,223 | \$63,969 |
| Miscellaneous Owned Dwelling Costs | \$2,198 | \$43,632 |
| Rental Costs | \$3,964 | \$78,660 |
| Other Lodging | \$1,410 | \$27,982 |

Household Operations (2021)



| | \$ PER HOUSEHOLD | TOTAL \$000'S |
|------------------------------|------------------|-----------------|
| Total | \$3,032 | \$52,411 |
| Babysitting And Elderly Care | \$260 | \$4,511 |
| Household Services | \$1,356 | \$23,454 |
| Alimony And Child Support | \$451 | \$7,812 |
| Household Supplies | \$962 | \$16,633 |

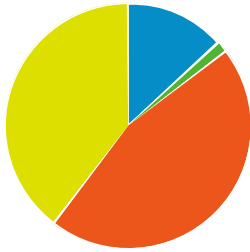
Household Operations (2026)



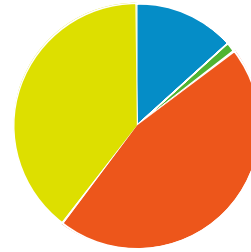
| | \$ PER HOUSEHOLD | TOTAL \$000'S |
|------------------------------|------------------|-----------------|
| Total | \$3,122 | \$61,955 |
| Babysitting And Elderly Care | \$276 | \$5,477 |
| Household Services | \$1,402 | \$27,837 |
| Alimony And Child Support | \$473 | \$9,400 |
| Household Supplies | \$969 | \$19,241 |

Personal Care (2021)

Personal Care (2026)



| | \$ PER HOUSEHOLD | TOTAL \$000'S |
|--|------------------|-----------------|
| Total | \$1,020 | \$17,633 |
| Hair Care | \$135 | \$2,345 |
| Electric Personal Care Appliances | \$14 | \$248 |
| Personal Care Services | \$466 | \$8,060 |
| Personal Care Products | \$403 | \$6,980 |



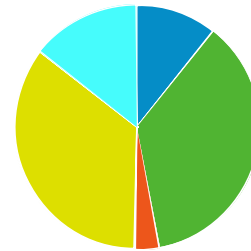
| | \$ PER HOUSEHOLD | TOTAL \$000'S |
|--|------------------|-----------------|
| Total | \$1,039 | \$20,619 |
| Hair Care | \$138 | \$2,742 |
| Electric Personal Care Appliances | \$14 | \$290 |
| Personal Care Services | \$475 | \$9,425 |
| Personal Care Products | \$411 | \$8,162 |

Utilities (2021)



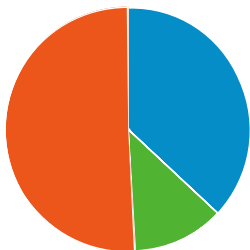
| | \$ PER HOUSEHOLD | TOTAL \$000'S |
|---------------------------------|------------------|-----------------|
| Total | \$5,351 | \$92,503 |
| Natural Gas | \$567 | \$9,810 |
| Electricity | \$1,953 | \$33,760 |
| Fuel Oil And Other Fuels | \$173 | \$2,994 |
| Telephone Service | \$1,886 | \$32,600 |
| Other Utilities | \$771 | \$13,339 |

Utilities (2026)



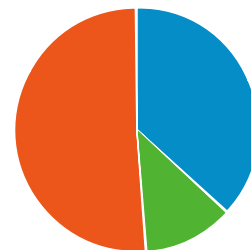
| | \$ PER HOUSEHOLD | TOTAL \$000'S |
|---------------------------------|------------------|------------------|
| Total | \$5,329 | \$105,742 |
| Natural Gas | \$570 | \$11,319 |
| Electricity | \$1,934 | \$38,391 |
| Fuel Oil And Other Fuels | \$175 | \$3,489 |
| Telephone Service | \$1,875 | \$37,221 |
| Other Utilities | \$772 | \$15,321 |

Reading (2021)



| | \$ PER HOUSEHOLD | TOTAL \$000'S |
|-------------------|------------------|----------------|
| Total | \$166 | \$2,873 |
| Newspapers | \$61 | \$1,057 |
| Magazines | \$20 | \$352 |
| Books | \$84 | \$1,464 |

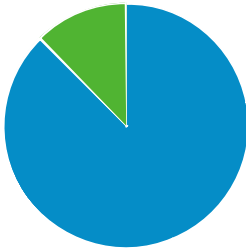
Reading (2026)



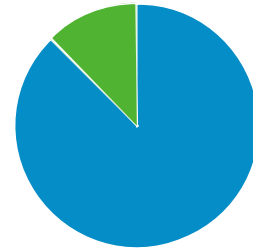
| | \$ PER HOUSEHOLD | TOTAL \$000'S |
|-------------------|------------------|----------------|
| Total | \$170 | \$3,385 |
| Newspapers | \$62 | \$1,246 |
| Magazines | \$20 | \$415 |
| Books | \$86 | \$1,725 |

Tobacco (2021)

Tobacco (2026)

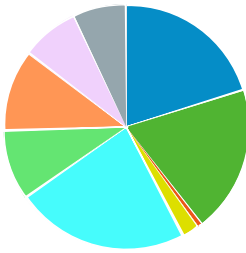


| | \$ PER HOUSEHOLD | TOTAL \$000'S |
|-------------------------------|------------------|----------------|
| Total | \$405 | \$7,004 |
| Cigarettes | \$354 | \$6,130 |
| Other Tobacco Products | \$50 | \$874 |



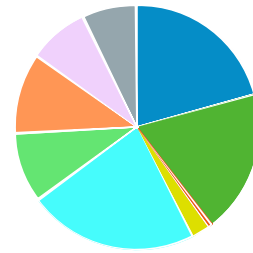
| | \$ PER HOUSEHOLD | TOTAL \$000'S |
|-------------------------------|------------------|----------------|
| Total | \$388 | \$7,706 |
| Cigarettes | \$339 | \$6,744 |
| Other Tobacco Products | \$48 | \$962 |

Transportation (2021)



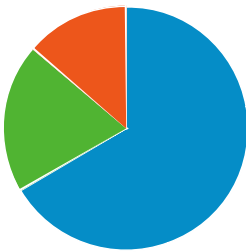
| | \$ PER HOUSEHOLD | TOTAL \$000'S |
|---------------------------------------|------------------|------------------|
| Total | \$13,872 | \$239,791 |
| New Vehicle Purchase | \$2,803 | \$48,463 |
| Used Vehicle Purchase | \$2,669 | \$46,140 |
| Motorcycles (New And Used) | \$80 | \$1,394 |
| Vehicle Finance Charges | \$326 | \$5,641 |
| Gasoline And Oil | \$3,179 | \$54,961 |
| Vehicle Repair And Maintenance | \$1,280 | \$22,142 |
| Vehicle Insurance | \$1,498 | \$25,905 |
| Public Transportation | \$1,055 | \$18,237 |
| Other Transportation Costs | \$978 | \$16,907 |

Transportation (2026)



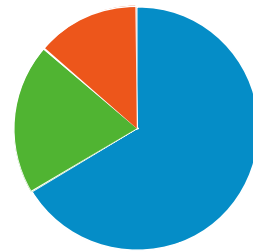
| | \$ PER HOUSEHOLD | TOTAL \$000'S |
|---------------------------------------|------------------|------------------|
| Total | \$14,042 | \$278,633 |
| New Vehicle Purchase | \$2,900 | \$57,552 |
| Used Vehicle Purchase | \$2,656 | \$52,701 |
| Motorcycles (New And Used) | \$80 | \$1,598 |
| Vehicle Finance Charges | \$327 | \$6,496 |
| Gasoline And Oil | \$3,158 | \$62,663 |
| Vehicle Repair And Maintenance | \$1,298 | \$25,768 |
| Vehicle Insurance | \$1,493 | \$29,625 |
| Public Transportation | \$1,118 | \$22,187 |
| Other Transportation Costs | \$1,010 | \$20,042 |

Health Care (2021)



| | \$ PER HOUSEHOLD | TOTAL \$000'S |
|---|------------------|------------------|
| Total | \$6,252 | \$108,080 |
| Health Care Insurance | \$4,164 | \$71,977 |
| Health Care Services | \$1,230 | \$21,265 |
| Health Care Supplies And Equipment | \$858 | \$14,838 |

Health Care (2026)



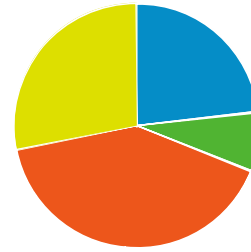
| | \$ PER HOUSEHOLD | TOTAL \$000'S |
|---|------------------|------------------|
| Total | \$6,287 | \$124,756 |
| Health Care Insurance | \$4,177 | \$82,885 |
| Health Care Services | \$1,248 | \$24,782 |
| Health Care Supplies And Equipment | \$861 | \$17,089 |

Miscellaneous Expenses (2021)

Miscellaneous Expenses (2026)



| | \$ PER HOUSEHOLD | TOTAL \$000'S |
|---|------------------|-----------------|
| Total | \$1,443 | \$24,958 |
| Legal And Accounting | \$335 | \$5,797 |
| Funeral And Cemetery | \$113 | \$1,959 |
| Finance Charges Excluding Mortgage And Vehicle | \$589 | \$10,191 |
| Other Miscellaneous Expenses | \$405 | \$7,011 |



| | \$ PER HOUSEHOLD | TOTAL \$000'S |
|---|------------------|-----------------|
| Total | \$1,477 | \$29,319 |
| Legal And Accounting | \$343 | \$6,811 |
| Funeral And Cemetery | \$115 | \$2,301 |
| Finance Charges Excluding Mortgage And Vehicle | \$603 | \$11,972 |
| Other Miscellaneous Expenses | \$415 | \$8,236 |

| Personal Insurance (2021) | | |
|---------------------------|------------------|----------------|
| | \$ PER HOUSEHOLD | TOTAL \$000'S |
| | \$568 | \$9,821 |

| Personal Insurance (2026) | | |
|---------------------------|------------------|-----------------|
| | \$ PER HOUSEHOLD | TOTAL \$000'S |
| | \$594 | \$11,791 |

| Contributions (2021) | | |
|----------------------|------------------|-----------------|
| | \$ PER HOUSEHOLD | TOTAL \$000'S |
| | \$2,600 | \$44,953 |

| Contributions (2026) | | |
|----------------------|------------------|-----------------|
| | \$ PER HOUSEHOLD | TOTAL \$000'S |
| | \$2,727 | \$54,127 |

| Retail Potential (2021) | | |
|---|------------------|-----------------|
| | \$ PER HOUSEHOLD | TOTAL \$000'S |
| Other Health and Personal Care Stores | \$72 | \$1,255 |
| Gasoline Stations with Convenience Stores | \$0 | \$0 |
| Gasoline Stations without Convenience Stores | \$3,682 | \$63,655 |
| Men's Clothing Stores | \$58 | \$1,019 |
| Women's Clothing Stores | \$253 | \$4,388 |
| Childrens' and Infant's Clothing Stores | \$109 | \$1,895 |
| Family Clothing Stores | \$678 | \$11,726 |
| Clothing Accessory Stores | \$55 | \$951 |
| Other Apparel Stores | \$82 | \$1,429 |
| Shoe Stores | \$275 | \$4,755 |
| Jewelry Stores | \$137 | \$2,385 |
| Luggage Stores | \$10 | \$180 |
| Sporting Goods Stores | \$356 | \$6,163 |
| Hobby, Toy, and Game Stores | \$98 | \$1,702 |
| Sewing and Needlecraft Stores | \$32 | \$553 |
| Musical Instrument Stores | \$26 | \$461 |
| Book Stores | \$126 | \$2,195 |
| Record,Tape,and CD Stores | \$0 | \$0 |
| Department Stores | \$1,347 | \$23,289 |
| Warehouse Superstores | \$3,256 | \$56,283 |
| Other General Merchandise Stores | \$500 | \$8,658 |
| Florists | \$25 | \$442 |
| Office and Stationary Stores | \$71 | \$1,230 |
| Gift and Souvenir Stores | \$85 | \$1,474 |
| Used Merchandise Stores | \$49 | \$850 |

| | | |
|---|----------------|-----------------|
| Pet and Pet Supply Stores | \$286 | \$4,944 |
| Art Dealers | \$23 | \$403 |
| Mobile Home Dealers | \$42 | \$731 |
| Other Miscellaneous Retail Stores | \$119 | \$2,065 |
| Mail Order and Catalog Stores | \$1,995 | \$34,496 |
| Vending Machines | \$52 | \$906 |
| Fuel Dealers | \$190 | \$3,289 |
| Other Direct Selling Establishments | \$150 | \$2,601 |
| Hotels and Other Travel Accommodations | \$255 | \$4,415 |
| RV Parks | \$2 | \$41 |
| Rooming and Boarding Houses | \$1 | \$34 |
| Full Service Restaurants | \$2,715 | \$46,945 |
| Limited Service Restaurants | \$1,261 | \$21,808 |
| Special Food Services and Catering | \$402 | \$6,963 |
| Drinking Places | \$117 | \$2,032 |

Source: Applied Geographic Solutions, 2021